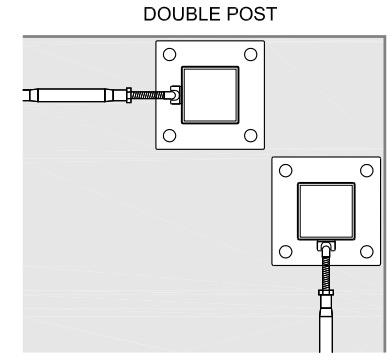
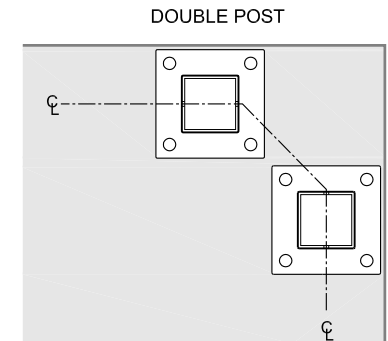


MAINTAIN 5'-0" MAX SPACING BETWEEN POSTS TO MINIMIZE CABLE DEFLECTION

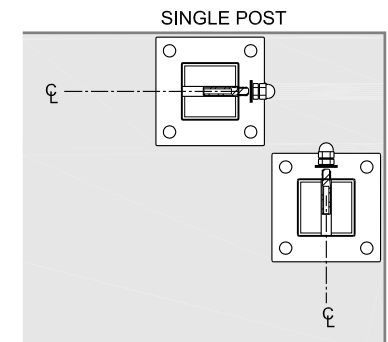
NOTE: BUILDING CODES VARY BY CITY & COUNTY. FOLLOWING THE INSTALLATION AND RAILING DESIGN INSTRUCTION AS DETAILED IN THIS DRAWING DOES NOT GUARANTEE CODE COMPLIANCE IN ALL AREAS. BEFORE STARING THE PROJECT, CHECK WITH LOCAL REQUIREMENT FOR USING AND INSTALLING CABLE RAILINGS.



BOTH FITTINGS ATTACH TO FACE



CABLE RUNS CONTINUOUSLY THROUGH THE CORNER



BOTH FITTINGS ATTACH THROUGH POST

DESIGN RECOMMENDATION: CABLE VIEW ALUMINUM RAILING WITH CABLE INFILL DECK MOUNTED